



Register for a Landgate Login

Land Enquiry Services Quick Guide

Last Updated: 7th of September 2023

Version: 4



Locate



Value



Secure

Landgate Version: 2 2023

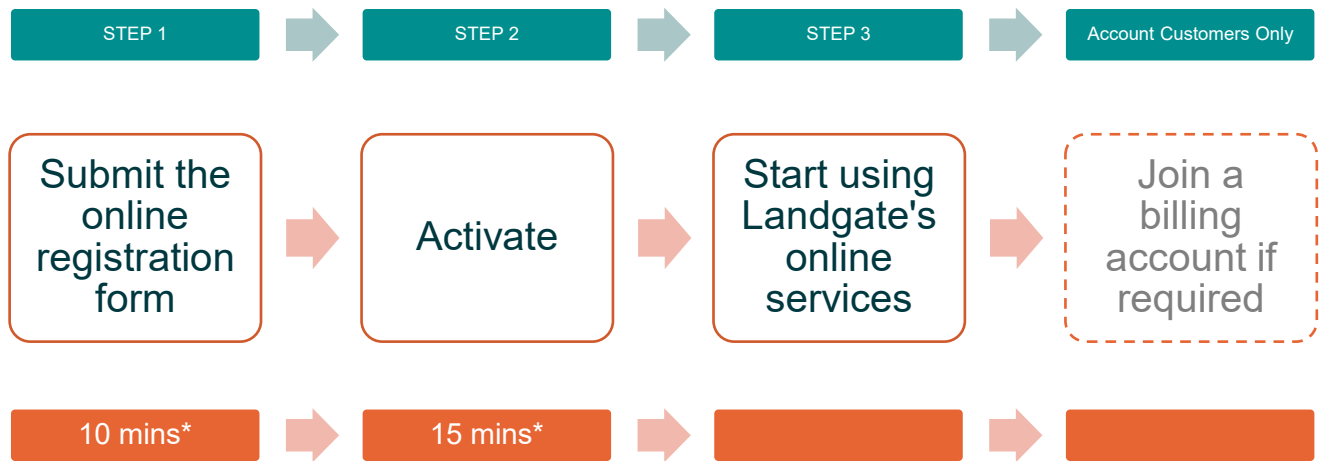
Register for a Landgate Login

Registering for a Landgate Login provides you better access to some of [Landgate's Online Services](#). Some services such as e-forms requires a Landgate Login before you can use them. As part of the

MyLandgate set up, a Landgate Login must be included on the form as part of the initial application process.

Registering is a 3 step process

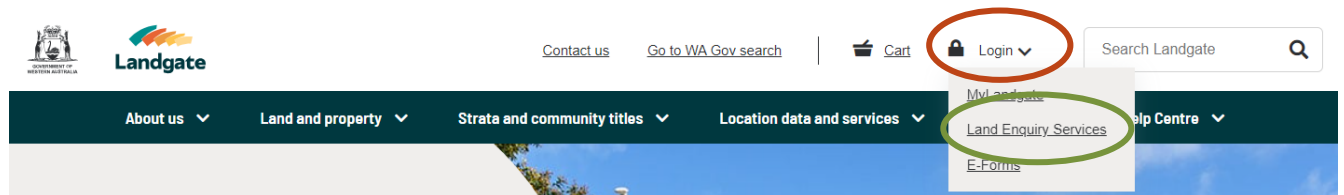
Steps to register for a Landgate Login:



*Time estimates based on average customer experience and optimum system functionality.

Step 1

To register, visit the Landgate website www.landgate.wa.gov.au and click onto the Login/MyLandgate button at the top right of the screen, this will take you to a login screen, then select 'Register'.

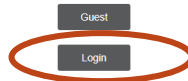




One login for all Landgate online services

[Contact us](#) | [Careers](#) | [News](#) | [Accessibility](#) | [Sitemap](#)

Choose an Account



This will launch the 'Guest or Login' page. Click Login and this will launch the screen to login to Land Enquiry Services. Click on 'Register now'. The email address used in this registration will become your unique username locked specifically to the registered person, when logging into Landgate's online services like MyLandgate and Land Enquiry Services.



One login for all Landgate online services

[Contact us](#) | [Careers](#) | [News](#) | [Accessibility](#) | [Sitemap](#)

LOGIN

LANDGATE LOGIN

PASSWORD

Remember my Login

Login

[Change your password](#) | [Forgot Password?](#)
[Don't have an account? Register now](#)

Landgate's electronic forms and is the first step in linking your login to your organisations billing account.
For enquiries about access to NLR-Plan Surveyors Portal, please contact RRP@landgate.wa.gov.au



One login for all Landgate online services

[Contact us](#) | [Careers](#) | [News](#) | [Accessibility](#) | [Sitemap](#)

Create Your Landgate Login

EMAIL ADDRESS
mary.smith@gmail.com

FIRST NAME
Mary

LAST NAME
Smith

PHONE
92737373

[See Password Requirements](#) ▾

PASSWORD
.....

[Create](#)

[Cancel](#)

[Already have an Login? Login](#)

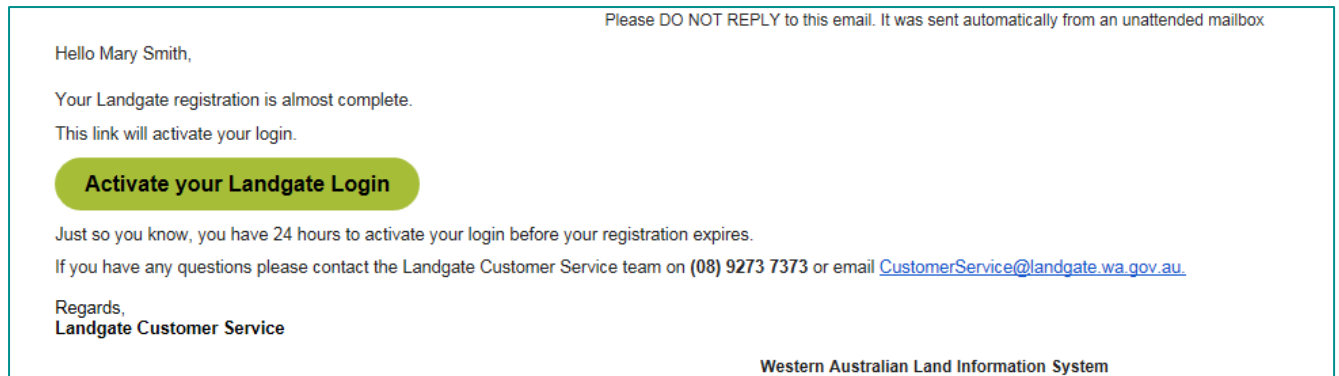
A personalised email address (e.g. `firstname.surname@your-business.com`) is less likely to be shared and already registered against someone else's name, rather than a group or generic or email address (e.g. `sales@your-business.com`).

In this example, the Landgate Login for Mary Smith will become `mary.smith@gmail.com`

Complete the form and select the 'Create' button at the bottom right and confirm your details by selecting 'Confirm'.

Step 2

An email will be sent to your email address, requesting activation of the Landgate Login within 24hours. If it does not appear, be sure to check the junk and spam folders.



Once activated, your Landgate Login authorises you to access Landgate's electronic forms on the Landgate website and grants you the registered access when using Land Enquiry Services.

Step 3

Visit the Landgate website www.landgate.wa.gov.au to access Landgate's online services.

Account Customers Only

If you are part of an organisation that has a Landgate billing account, you can request to [join a billing account](#) after Step 2. You can still use the online services with registered access until your User Representative approves your submission. Learn more about how different access affects your use of Land Enquiry Services by [visiting our website](#).